

Signify Classified - Internal
Cooper Lighting Solutions Photometric Lab
1121 Highway 74 South
Peachtree City, GA 30269



Scaled data based on original data using
LM-79-08 Approved Method: Electrical and Photometric Measurements of Solid-
State Lighting Products

Test Report Prepared for
Cooper Lighting Solutions
(formerly Eaton)

Brand: STREETWORKS

Report Number: P868006

Luminaire Tested: **MEM2-HSN-SA-120-730-U-T2U-HSS**

Issue Date: 08/21/2024



Test Information

Test Method: LM-79-08
Report Number: P868006
Test Lab: INNOVATION CENTER(G3)
Issue Date: 08/21/2024
Manufacturer: COOPER LIGHTING SOLUTIONS (FORMERLY EATON)
Product Line: STREETWORKS
Catalog Number: MEM2-HSN-SA-120-730-U-T2U-HSS
Description: EPIC MODERN SHORT HOUSING DISCRETE LED ARRAYS 120W 70CRI 3000K
FIXTURE w/ TYPE II URBAN DISTRIBUTION OPTIC AND HOUSE SIDE SHIELD
Light Source: (20) 3000K CCT, 70 CRI LEDS
Ballast/Driver: ELECTRONIC DRIVER

Summary

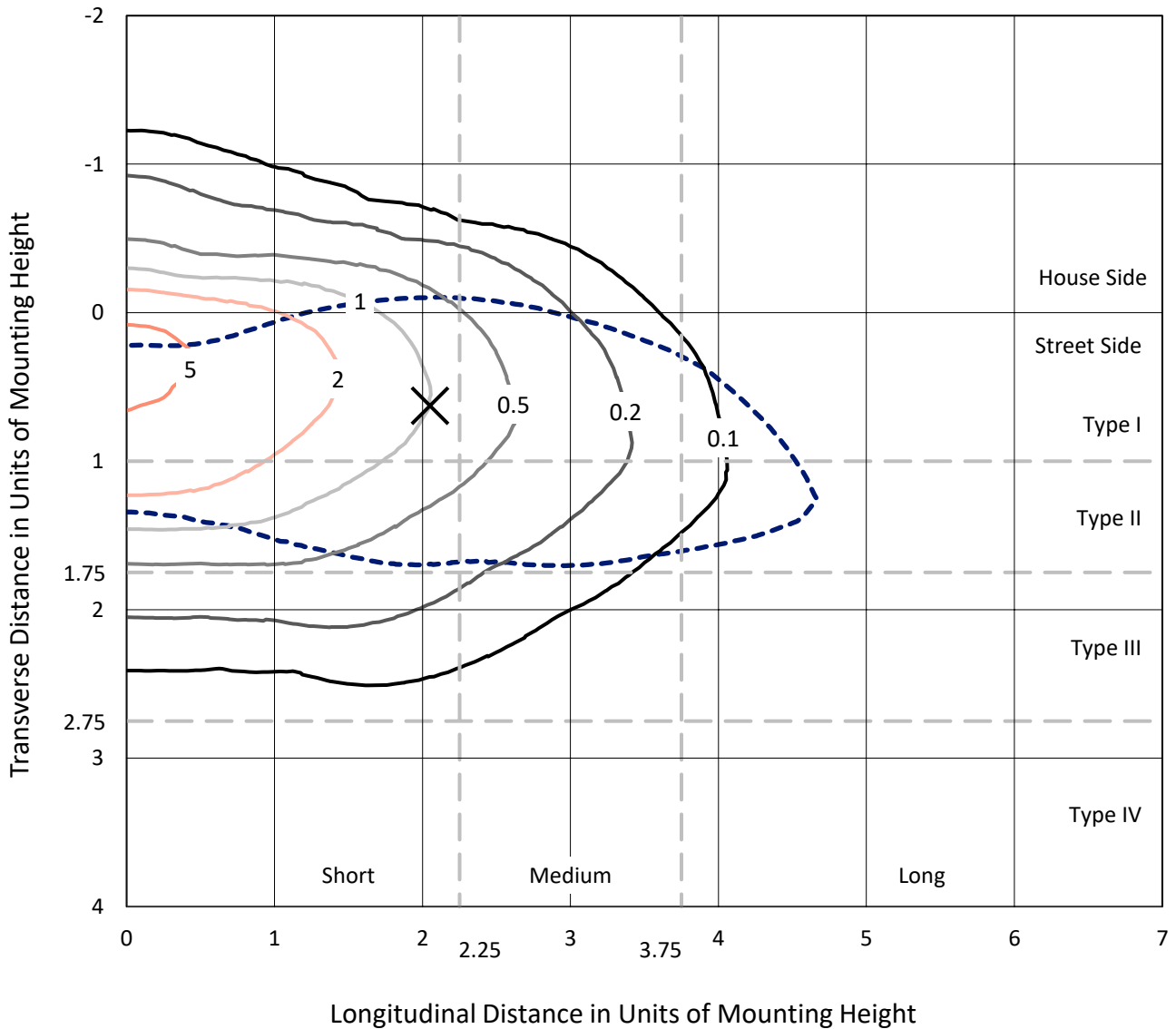
Lumens per Lamp: N/A
Luminaire Lumens: 8791.6 lumens
Efficiency: N/A
Efficacy: 87.0 lumens/watt
Luminous Opening: Rectangular (W 0.67' x L: 0.33' x H: 0')
IES Classification: Type II - Short
BUG Rating: B1 - U0 - G2

Input Watts (W): 101
Input Voltage (V): 120
Input Current (A_{in}): NR
Voltage Rise (V): NR
Power Factor: 0.99
Total Harmonic Distortion (THDi): 9.45%
Frequency (hertz): 60
Stabilization Time: NR
Operation Time: NR
Ambient Temperature (°C): NR
Test Distance: 24 FT

REPORT NUMBER: P868006
 CATALOG NUMBER: MEM2-HSN-SA-120-730-U-T2U-HSS

Iso-Footcandle Lines of Horizontal Illumination

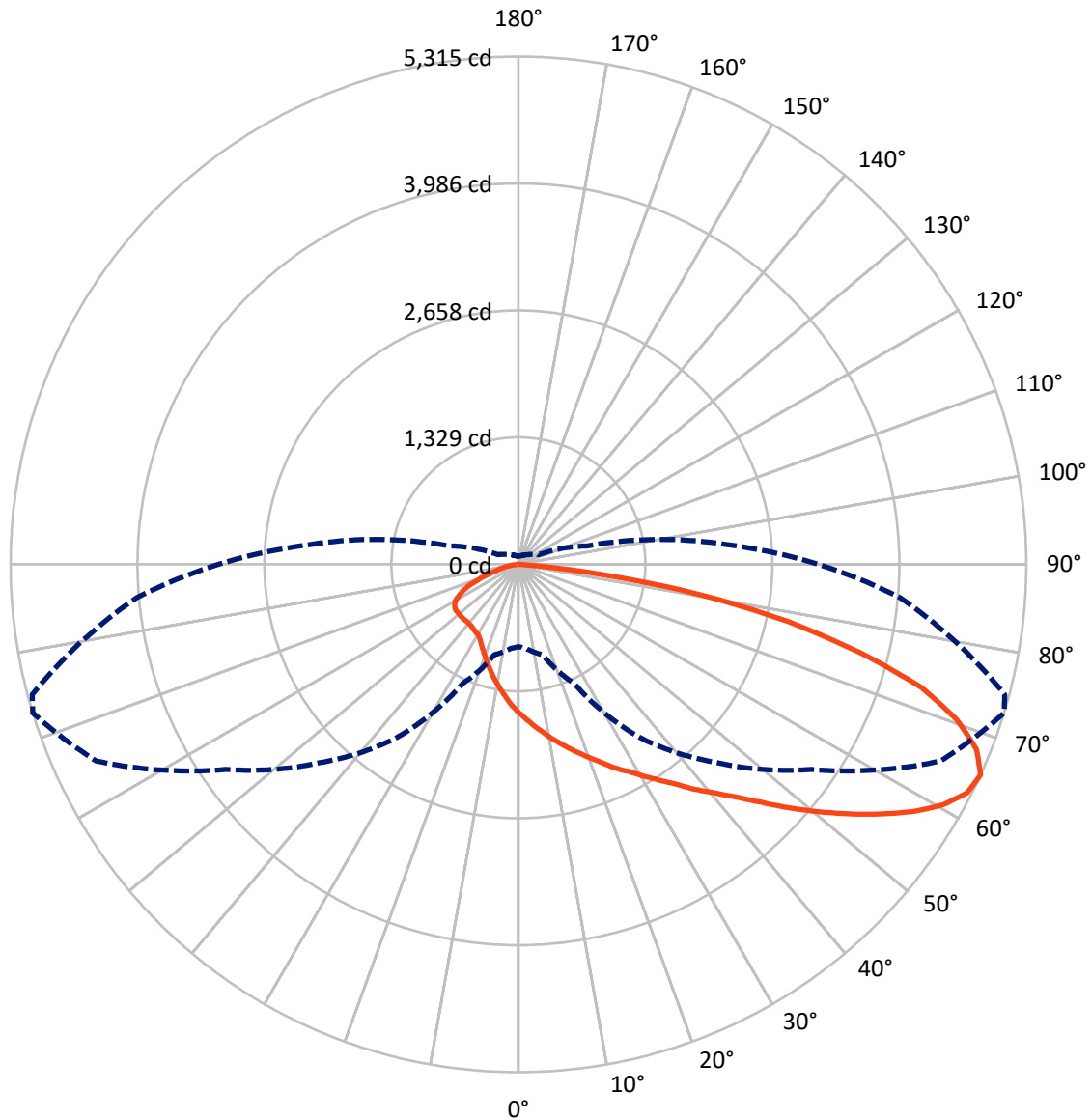
× Max cd
 - - - 1/2 Max cd



Based on 20 foot mounting height. Maximum calculated value = 6.3 fc
 Type II - Short - N/A

REPORT NUMBER: P868006
CATALOG NUMBER: MEM2-HSN-SA-120-730-U-T2U-HSS

Luminous Intensity Polar Plot



— Vertical Plane Through 73-Deg Lateral - - - Horizontal Cone Through 65-Deg Vertical

REPORT NUMBER: P868006
 CATALOG NUMBER: MEM2-HSN-SA-120-730-U-T2U-HSS

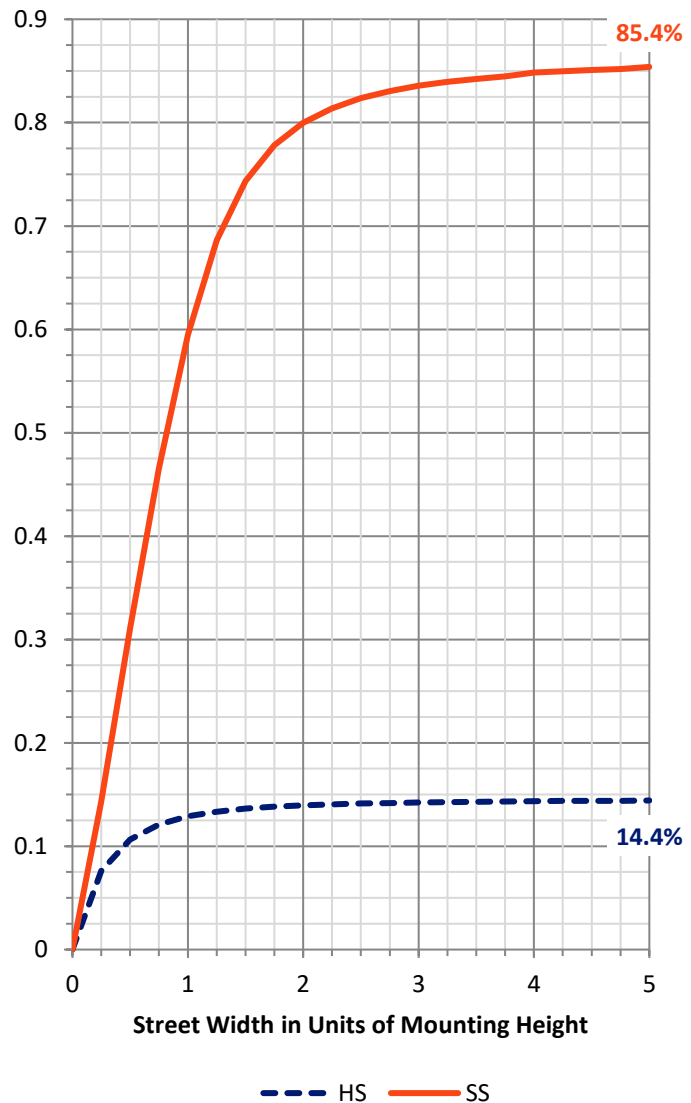
FLUX DISTRIBUTION:

		Downward	Upward	Total
House Side	Lumens	1278.4	0.0	1278.4
	% Fixture	14.5	0.0	14.5
Street Side	Lumens	7513.2	0.0	7513.2
	% Fixture	85.5	0.0	85.5
Total	Lumens	8791.6	0.0	8791.6
	% Fixture	100.0	0.0	100.0

Coefficient of Utilization

ZONAL LUMENS:

Zone	Lumens	% Fixture
0°-10°	150.5	1.7
10°-20°	457.5	5.2
20°-30°	766.3	8.7
30°-40°	1155.9	13.1
40°-50°	1633.2	18.6
50°-60°	1837.7	20.9
60°-70°	1647.9	18.7
70°-80°	1002.3	11.4
80°-90°	140.3	1.6
90°-100°	0.0	0.0
100°-110°	0.0	0.0
110°-120°	0.0	0.0
120°-130°	0.0	0.0
130°-140°	0.0	0.0
140°-150°	0.0	0.0
150°-160°	0.0	0.0
160°-170°	0.0	0.0
170°-180°	0.0	0.0
0°-90°	8791.6	100.0
0°-180°	8791.6	100.0



REPORT NUMBER: P868006

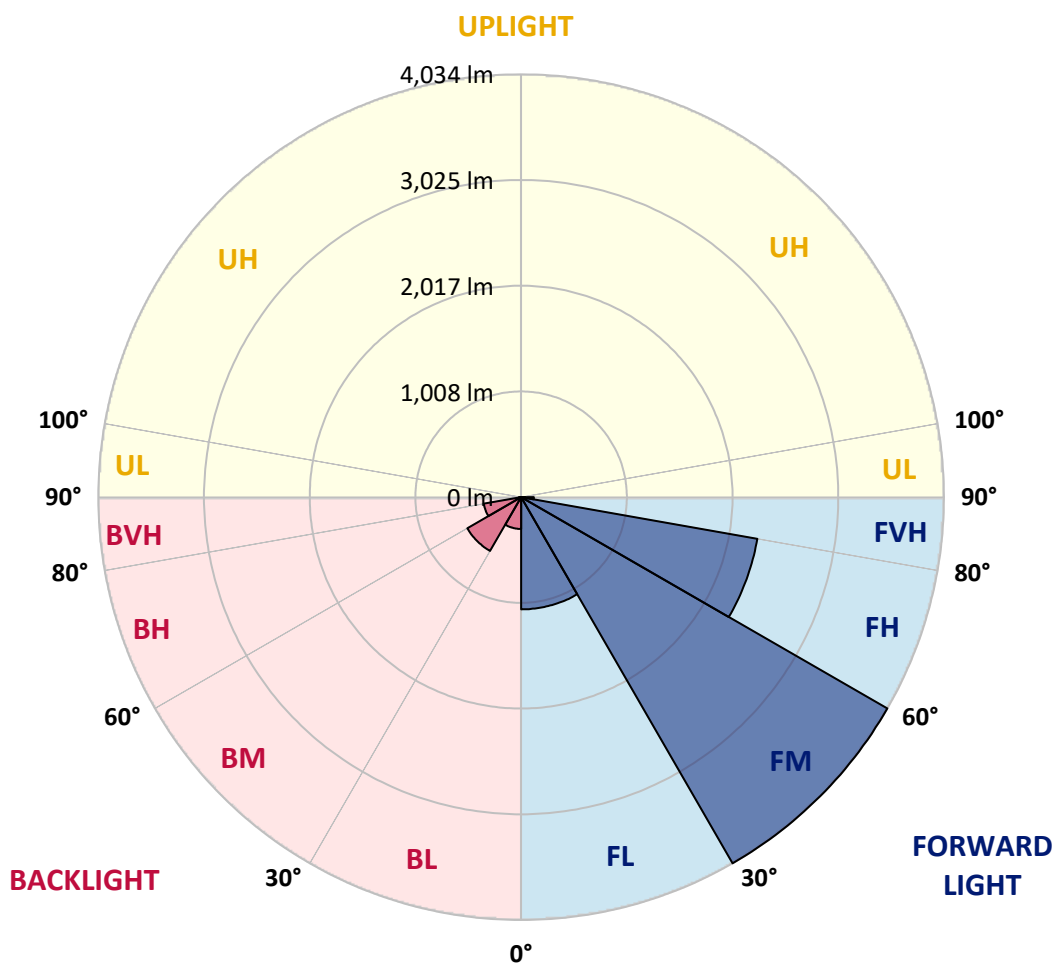
CATALOG NUMBER: MEM2-HSN-SA-120-730-U-T2U-HSS

LUMINAIRE CLASSIFICATION SYSTEM LUMEN TABLE AND BUG RATING:

Zone	Lumens	% Fixture	Zone Rating/Lumen Limit		
			B	U	G
FL (0°-30°)	1070.6	12.2			
FM (30°-60°)	4034.0	45.9			
FH (60°-80°)	2288.1	26.0			G2/5000
FVH (80°-90°)	120.5	1.4			G2/225
BL (0°-30°)	303.7	3.5	B1/500		
BM (30°-60°)	592.8	6.7	B1/1000		
BH (60°-80°)	362.1	4.1	B1/500		G1/500
BVH (80°-90°)	19.8	0.2			G1/100
UL (90°-100°)	0.0	0.0		U0/0	
UH (100°-180°)	0.0	0.0		U0/0	

BUG Rating: B1-U0-G2

Type II Short





REPORT NUMBER: P868006

CATALOG NUMBER: MEM2-HSN-SA-120-730-U-T2U-HSS

CANDELA DISTRIBUTION (FULL):

	0°	5°	15°	25°	35°	45°	55°	65°	73°	75°	85°
0°	1559.6	1559.6	1559.6	1559.6	1559.6	1559.6	1559.6	1559.6	1559.6	1559.6	1559.6
2.5°	1800.2	1789.8	1774.3	1761.4	1738.1	1707.1	1681.2	1647.6	1624.3	1616.6	1582.9
5°	2061.4	2048.5	2030.4	1999.4	1937.3	1901.1	1833.8	1756.2	1694.1	1681.2	1603.6
7.5°	2330.4	2325.2	2283.9	2237.3	2162.3	2082.1	1978.7	1857.1	1766.6	1745.9	1626.9
10°	2558.0	2534.8	2511.5	2467.5	2387.3	2273.5	2139.0	1970.9	1844.2	1810.5	1650.2
12.5°	2695.1	2687.4	2666.7	2614.9	2537.3	2439.1	2278.7	2082.1	1919.2	1872.6	1673.5
15°	2796.0	2803.7	2783.1	2749.4	2669.3	2576.1	2420.9	2198.5	1999.4	1945.0	1699.3
17.5°	2891.7	2886.5	2883.9	2845.1	2772.7	2679.6	2521.8	2294.2	2079.5	2020.0	1725.2
20°	2946.0	2948.6	2943.4	2927.9	2858.1	2767.5	2620.1	2408.0	2167.5	2100.2	1758.8
22.5°	2974.5	2984.8	2995.1	2992.6	2935.7	2865.8	2713.2	2498.5	2258.0	2188.2	1800.2
25°	2992.6	3000.3	3023.6	3054.6	3002.9	2946.0	2816.7	2607.2	2364.0	2283.9	1849.3
27.5°	3008.1	3018.4	3046.9	3093.4	3052.0	3018.4	2907.2	2700.3	2454.6	2382.2	1906.2
30°	3109.0	3121.9	3121.9	3145.2	3098.6	3090.8	3008.1	2811.5	2568.4	2490.8	1978.7
32.5°	3375.4	3349.5	3302.9	3279.7	3168.4	3171.0	3106.4	2922.7	2689.9	2612.3	2069.2
35°	3605.6	3605.6	3548.7	3473.6	3295.2	3259.0	3220.2	3070.2	2821.9	2746.8	2188.2
37.5°	3828.0	3830.6	3771.1	3706.4	3502.1	3372.8	3352.1	3212.4	2984.8	2896.9	2312.3
40°	3967.7	3983.2	3967.7	3918.5	3721.9	3571.9	3481.4	3372.8	3140.0	3072.7	2454.6
42.5°	3990.9	4022.0	4078.9	4094.4	3882.3	3750.4	3646.9	3538.3	3326.2	3251.2	2617.5
45°	3931.5	3941.8	4068.5	4086.6	4001.3	3892.7	3822.8	3732.3	3548.7	3484.0	2798.6
47.5°	3768.5	3747.8	3791.8	3949.6	3983.2	3978.0	3996.1	3952.1	3807.3	3724.5	2997.7
50°	3419.3	3427.1	3569.3	3760.7	3877.1	4009.0	4125.4	4174.6	4068.5	3985.8	3212.4
52.5°	2783.1	2819.3	3090.8	3543.5	3745.2	3988.4	4218.6	4384.1	4340.1	4259.9	3424.5
55°	2286.5	2340.8	2612.3	3194.3	3564.2	3887.5	4272.9	4603.9	4611.7	4549.6	3618.5
57.5°	1789.8	1833.8	2120.9	2653.7	3305.5	3729.7	4280.6	4792.8	4880.7	4808.3	3789.2
60°	1401.9	1432.9	1601.0	2211.4	2987.4	3504.7	4223.7	4942.8	5108.3	5054.0	3936.6
62.5°	1063.0	1086.3	1236.3	1748.5	2596.8	3240.9	4032.3	4997.1	5268.7	5216.9	4019.4
65°	861.3	882.0	980.3	1373.4	2211.4	2935.7	3742.6	4872.9	5315.2	5268.7	4009.0
67.5°	703.5	711.3	791.5	1070.8	1870.0	2591.7	3318.5	4549.6	5173.0	5170.4	3890.1
70°	569.0	589.7	657.0	853.5	1554.5	2195.9	2824.4	4042.7	4865.2	4891.0	3652.1
72.5°	483.7	488.8	548.3	706.1	1267.4	1782.1	2338.2	3458.1	4412.5	4433.2	3279.7
75°	408.7	416.4	460.4	571.6	1029.4	1414.8	1880.4	2793.4	3693.5	3781.4	2762.4
77.5°	351.8	354.3	385.4	470.7	732.0	1063.0	1378.6	2095.1	2891.7	2953.8	2170.1
80°	276.8	281.9	315.6	372.5	509.5	690.6	951.8	1432.9	1932.1	2001.9	1502.7
82.5°	129.3	144.8	152.6	204.3	266.4	341.4	450.0	597.5	874.2	871.6	700.9
85°	12.9	10.3	10.3	15.5	23.3	23.3	28.5	33.6	67.2	80.2	62.1
87.5°	0.0	0.0	0.0	2.6	5.2	5.2	5.2	7.8	7.8	7.8	7.8
90°	0.0	0.0	0.0	0.0	0.0	0.0	0.0	0.0	0.0	0.0	0.0



REPORT NUMBER: P868006

CATALOG NUMBER: MEM2-HSN-SA-120-730-U-T2U-HSS

CANDELA DISTRIBUTION (continued):

	90°	95°	105°	115°	125°	135°	145°	155°	165°	175°	180°
0°	1559.6	1559.6	1559.6	1559.6	1559.6	1559.6	1559.6	1559.6	1559.6	1559.6	1559.6
2.5°	1567.4	1544.1	1502.7	1463.9	1438.1	1417.4	1383.8	1363.1	1347.6	1326.9	1324.3
5°	1562.2	1520.9	1438.1	1368.2	1301.0	1244.1	1184.6	1148.4	1109.6	1091.5	1107.0
7.5°	1567.4	1500.2	1370.8	1264.8	1163.9	1073.4	995.8	946.7	910.4	892.3	894.9
10°	1570.0	1482.1	1313.9	1166.5	1037.2	931.1	843.2	775.9	732.0	721.6	708.7
12.5°	1564.8	1458.8	1257.0	1070.8	915.6	799.2	695.8	644.0	600.1	579.4	579.4
15°	1570.0	1440.7	1197.5	982.9	807.0	672.5	584.5	527.6	501.8	483.7	486.3
17.5°	1570.0	1425.2	1140.6	897.5	700.9	576.8	496.6	450.0	424.2	413.8	411.3
20°	1588.1	1412.2	1086.3	817.3	607.8	491.4	426.8	390.6	369.9	359.5	354.3
22.5°	1601.0	1401.9	1037.2	739.7	530.2	429.4	375.0	341.4	325.9	320.7	320.7
25°	1624.3	1399.3	993.2	664.7	468.2	382.8	333.7	307.8	294.9	289.7	289.7
27.5°	1657.9	1404.5	951.8	600.1	421.6	336.2	300.0	279.3	271.6	269.0	266.4
30°	1707.1	1427.7	926.0	550.9	377.6	307.8	274.2	261.2	256.1	253.5	253.5
32.5°	1771.7	1469.1	915.6	525.1	351.8	284.5	256.1	245.7	240.5	240.5	238.0
35°	1851.9	1515.7	907.9	501.8	333.7	269.0	243.1	232.8	230.2	230.2	230.2
37.5°	1947.6	1564.8	894.9	486.3	323.3	256.1	232.8	222.4	222.4	222.4	222.4
40°	2053.7	1637.2	892.3	475.9	315.6	248.3	222.4	212.1	212.1	212.1	212.1
42.5°	2172.6	1714.8	889.8	468.2	310.4	243.1	212.1	201.7	201.7	201.7	201.7
45°	2317.5	1813.1	894.9	463.0	310.4	238.0	204.3	191.4	188.8	188.8	188.8
47.5°	2459.7	1906.2	900.1	457.8	305.2	230.2	194.0	181.1	178.5	175.9	175.9
50°	2612.3	2001.9	900.1	452.6	300.0	222.4	186.2	168.1	165.5	162.9	162.9
52.5°	2762.4	2082.1	902.7	444.9	287.1	209.5	173.3	157.8	152.6	150.0	147.4
55°	2907.2	2167.5	905.3	431.9	271.6	196.6	165.5	147.4	139.7	134.5	134.5
57.5°	3015.8	2237.3	892.3	406.1	250.9	183.6	152.6	134.5	124.2	119.0	119.0
60°	3119.3	2281.3	869.1	367.3	230.2	170.7	142.3	121.6	111.2	106.0	106.0
62.5°	3160.7	2289.0	814.7	300.0	204.3	157.8	129.3	111.2	103.5	100.9	100.9
65°	3137.4	2255.4	742.3	238.0	181.1	142.3	119.0	103.5	93.1	85.4	85.4
67.5°	3010.7	2139.0	644.0	188.8	157.8	129.3	108.6	93.1	82.8	75.0	75.0
70°	2770.1	1952.8	501.8	150.0	137.1	113.8	98.3	85.4	75.0	67.2	67.2
72.5°	2415.8	1694.1	364.7	126.7	119.0	100.9	87.9	77.6	67.2	62.1	62.1
75°	1991.6	1306.2	258.6	108.6	106.0	90.5	80.2	69.8	62.1	56.9	56.9
77.5°	1495.0	910.4	201.7	95.7	93.1	82.8	72.4	64.7	56.9	54.3	51.7
80°	995.8	563.9	152.6	72.4	69.8	64.7	59.5	54.3	46.6	41.4	41.4
82.5°	444.9	238.0	77.6	41.4	36.2	31.0	25.9	18.1	18.1	15.5	15.5
85°	46.6	31.0	15.5	10.3	10.3	7.8	7.8	7.8	5.2	5.2	5.2
87.5°	7.8	7.8	5.2	5.2	5.2	2.6	2.6	2.6	2.6	2.6	2.6
90°	0.0	0.0	0.0	0.0	0.0	0.0	0.0	0.0	0.0	0.0	0.0

LM-79-2019: Approved Method: Electrical and Photometric Measurements of Solid-State Lighting Products

Report Prepared for

Cooper Lighting Solutions

Streetworks

Report Number: SP1-2407-157-4

Test Date: 08/07/2024

Luminaire Tested: MEM2-HTN-SA-40-730-U-5WQ-2

Data in this report applies to families of products including MEM2-HTN-SA-40-730-U-5WQ-2

Test Information

Test Method: LM-79-2019
 Report Number: SP1-2407-157-4
 Test Lab: COOPER LIGHTING SOLUTIONS
 Photometer: SP1 - 76IN SPHERE
 Measurement Geometry: 4π
 Issue Date: 08/20/2024
 Manufacturer: COOPER LIGHTING SOLUTIONS
 Product Line: Streetworks
 Catalog Number: **MEM2-HTN-SA-40-730-U-5WQ-2**
 Description: Epic Modern Light Square 40W 5WQ Optic and Flare Trim

Spectral Parameters

CCT (K): 3057
 CIE u': 0.2487
 CIE v': 0.5199
 Duv: -0.0002
 CIE x: 0.4326
 CIE y: 0.4020
 CIE z: 0.1654
 Peak Wavelength (nm): 593
 Dominant Wavelength (nm): 582
 Purity: 50.50735
 Rf: 74.6
 Rg: 94

CRI (Ra):	71.7		
R1:	68.1	R9:	-34.8
R2:	82.0	R10:	58.5
R3:	93.5	R11:	62.5
R4:	67.5	R12:	47.5
R5:	67.2	R13:	70.7
R6:	74.9	R14:	96.4
R7:	77.4	R15:	60.0
R8:	43.1		



Test Conditions

Stabilization Time: 21M
 Operation Time: 1H 21M
 Sphere Temperature (°C): 24.2

REPORT NUMBER: SP1-2407-157-4

Measurement and Test Equipment			
Instrument	Identification Number	Calibration Date	Calibration Due Date
Photometer	IN0058	6/18/2024	12/18/2024
Power Meter	INXT2011004	2/8/2024	2/8/2025
AC Power Source	IN0063	10/24/2023	10/24/2024
DC Power Source	IN0208	10/24/2023	10/24/2024
Sphere Thermometer	IN0085	10/24/2023	10/24/2024
Room Thermometer	IN0046	10/24/2023	10/24/2024

REPORT NUMBER: SP1-2407-157-4

CIE 1931 Chromaticity Diagram



CIE 1931 Chromaticity Diagram with 2017 ANSI 7-Step and 4-Step Quadrangles



Point lies inside the ANSI 3000K 4-step quadrangle

REPORT NUMBER: SP1-2407-157-4

Photopic Flux vs. Wavelength



Photopic Lumens: NR

λ (nm)	Power W [^] /nm	Lumens (ϕ /nm)	λ (nm)	Power W [^] /nm	Lumens (ϕ /nm)	λ (nm)	Power W [^] /nm	Lumens (ϕ /nm)	λ (nm)	Power W [^] /nm	Lumens (ϕ /nm)	λ (nm)	Power W [^] /nm	Lumens (ϕ /nm)
360	0	NR	490	104	NR	620	818	NR	750	20	NR	880	1	NR
365	0	NR	495	135	NR	625	755	NR	755	17	NR	885	0	NR
370	0	NR	500	184	NR	630	691	NR	760	15	NR	890	0	NR
375	0	NR	505	247	NR	635	625	NR	765	13	NR	895	0	NR
380	0	NR	510	309	NR	640	561	NR	770	11	NR	900	0	NR
385	0	NR	515	369	NR	645	499	NR	775	9	NR	905	0	NR
390	0	NR	520	419	NR	650	441	NR	780	8	NR	910	0	NR
395	0	NR	525	460	NR	655	388	NR	785	7	NR	915	0	NR
400	1	NR	530	492	NR	660	338	NR	790	6	NR	920	0	NR
405	3	NR	535	524	NR	665	294	NR	795	5	NR	925	0	NR
410	7	NR	540	553	NR	670	253	NR	800	4	NR	930	0	NR
415	15	NR	545	588	NR	675	218	NR	805	4	NR	935	0	NR
420	31	NR	550	625	NR	680	188	NR	810	3	NR	940	0	NR
425	60	NR	555	670	NR	685	161	NR	815	3	NR	945	0	NR
430	107	NR	560	723	NR	690	139	NR	820	3	NR	950	0	NR
435	183	NR	565	780	NR	695	118	NR	825	2	NR	955	0	NR
440	289	NR	570	837	NR	700	100	NR	830	2	NR	960	0	NR
445	460	NR	575	894	NR	705	85	NR	835	2	NR	965	0	NR
450	646	NR	580	942	NR	710	73	NR	840	1	NR	970	0	NR
455	561	NR	585	976	NR	715	62	NR	845	1	NR	975	0	NR
460	331	NR	590	998	NR	720	53	NR	850	1	NR	980	0	NR
465	238	NR	595	1000	NR	725	45	NR	855	1	NR	985	0	NR
470	178	NR	600	990	NR	730	39	NR	860	1	NR	990	0	NR
475	120	NR	605	962	NR	735	33	NR	865	1	NR	995	0	NR
480	96	NR	610	925	NR	740	28	NR	870	1	NR	1000	0	NR
485	95	NR	615	873	NR	745	24	NR	875	1	NR			

REPORT NUMBER: SP1-2407-157-4

Scotopic Flux vs. Wavelength



Scotopic Lumens: NR

S/P: 1.23

λ (nm)	Power W [^] /nm	Lumens (ϕ /nm)	λ (nm)	Power W [^] /nm	Lumens (ϕ /nm)	λ (nm)	Power W [^] /nm	Lumens (ϕ /nm)	λ (nm)	Power W [^] /nm	Lumens (ϕ /nm)	λ (nm)	Power W [^] /nm	Lumens (ϕ /nm)
360	0	NR	490	104	NR	620	818	NR	750	20	NR	880	1	NR
365	0	NR	495	135	NR	625	755	NR	755	17	NR	885	0	NR
370	0	NR	500	184	NR	630	691	NR	760	15	NR	890	0	NR
375	0	NR	505	247	NR	635	625	NR	765	13	NR	895	0	NR
380	0	NR	510	309	NR	640	561	NR	770	11	NR	900	0	NR
385	0	NR	515	369	NR	645	499	NR	775	9	NR	905	0	NR
390	0	NR	520	419	NR	650	441	NR	780	8	NR	910	0	NR
395	0	NR	525	460	NR	655	388	NR	785	7	NR	915	0	NR
400	1	NR	530	492	NR	660	338	NR	790	6	NR	920	0	NR
405	3	NR	535	524	NR	665	294	NR	795	5	NR	925	0	NR
410	7	NR	540	553	NR	670	253	NR	800	4	NR	930	0	NR
415	15	NR	545	588	NR	675	218	NR	805	4	NR	935	0	NR
420	31	NR	550	625	NR	680	188	NR	810	3	NR	940	0	NR
425	60	NR	555	670	NR	685	161	NR	815	3	NR	945	0	NR
430	107	NR	560	723	NR	690	139	NR	820	3	NR	950	0	NR
435	183	NR	565	780	NR	695	118	NR	825	2	NR	955	0	NR
440	289	NR	570	837	NR	700	100	NR	830	2	NR	960	0	NR
445	460	NR	575	894	NR	705	85	NR	835	2	NR	965	0	NR
450	646	NR	580	942	NR	710	73	NR	840	1	NR	970	0	NR
455	561	NR	585	976	NR	715	62	NR	845	1	NR	975	0	NR
460	331	NR	590	998	NR	720	53	NR	850	1	NR	980	0	NR
465	238	NR	595	1000	NR	725	45	NR	855	1	NR	985	0	NR
470	178	NR	600	990	NR	730	39	NR	860	1	NR	990	0	NR
475	120	NR	605	962	NR	735	33	NR	865	1	NR	995	0	NR
480	96	NR	610	925	NR	740	28	NR	870	1	NR	1000	0	NR
485	95	NR	615	873	NR	745	24	NR	875	1	NR			

REPORT NUMBER: SP1-2407-157-4

Melanopic Flux vs. Wavelength



Melanopic Lumens: NR

M/P: 2.27

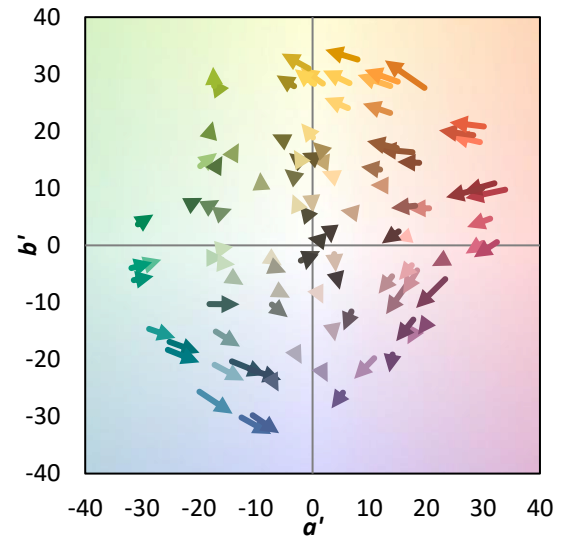
λ (nm)	Power W [^] /nm	Lumens (φ/nm)	λ (nm)	Power W [^] /nm	Lumens (φ/nm)	λ (nm)	Power W [^] /nm	Lumens (φ/nm)	λ (nm)	Power W [^] /nm	Lumens (φ/nm)	λ (nm)	Power W [^] /nm	Lumens (φ/nm)
360	0	NR	490	104	NR	620	818	NR	750	20	NR	880	1	NR
365	0	NR	495	135	NR	625	755	NR	755	17	NR	885	0	NR
370	0	NR	500	184	NR	630	691	NR	760	15	NR	890	0	NR
375	0	NR	505	247	NR	635	625	NR	765	13	NR	895	0	NR
380	0	NR	510	309	NR	640	561	NR	770	11	NR	900	0	NR
385	0	NR	515	369	NR	645	499	NR	775	9	NR	905	0	NR
390	0	NR	520	419	NR	650	441	NR	780	8	NR	910	0	NR
395	0	NR	525	460	NR	655	388	NR	785	7	NR	915	0	NR
400	1	NR	530	492	NR	660	338	NR	790	6	NR	920	0	NR
405	3	NR	535	524	NR	665	294	NR	795	5	NR	925	0	NR
410	7	NR	540	553	NR	670	253	NR	800	4	NR	930	0	NR
415	15	NR	545	588	NR	675	218	NR	805	4	NR	935	0	NR
420	31	NR	550	625	NR	680	188	NR	810	3	NR	940	0	NR
425	60	NR	555	670	NR	685	161	NR	815	3	NR	945	0	NR
430	107	NR	560	723	NR	690	139	NR	820	3	NR	950	0	NR
435	183	NR	565	780	NR	695	118	NR	825	2	NR	955	0	NR
440	289	NR	570	837	NR	700	100	NR	830	2	NR	960	0	NR
445	460	NR	575	894	NR	705	85	NR	835	2	NR	965	0	NR
450	646	NR	580	942	NR	710	73	NR	840	1	NR	970	0	NR
455	561	NR	585	976	NR	715	62	NR	845	1	NR	975	0	NR
460	331	NR	590	998	NR	720	53	NR	850	1	NR	980	0	NR
465	238	NR	595	1000	NR	725	45	NR	855	1	NR	985	0	NR
470	178	NR	600	990	NR	730	39	NR	860	1	NR	990	0	NR
475	120	NR	605	962	NR	735	33	NR	865	1	NR	995	0	NR
480	96	NR	610	925	NR	740	28	NR	870	1	NR	1000	0	NR
485	95	NR	615	873	NR	745	24	NR	875	1	NR			

Summary

$R_f = 74.6$
 $R_g = 94$
 $CIE R_a = 71.7$
 $R_9 = -34.8$



Color Vector Graphics



Individual Sample Fidelity Index ($R_{f,i}$)

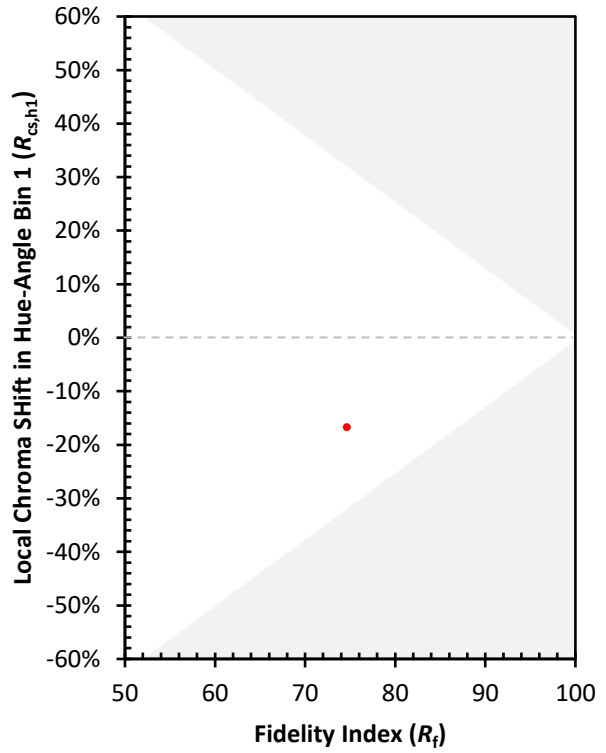
CES01 = 86	CES26 = 65	CES51 = 87	CES76 = 58
CES02 = 62	CES27 = 89	CES52 = 85	CES77 = 76
CES03 = 31	CES28 = 84	CES53 = 77	CES78 = 61
CES04 = 71	CES29 = 68	CES54 = 85	CES79 = 86
CES05 = 49	CES30 = 83	CES55 = 84	CES80 = 83
CES06 = 51	CES31 = 71	CES56 = 74	CES81 = 73
CES07 = 41	CES32 = 64	CES57 = 74	CES82 = 93
CES08 = 40	CES33 = 78	CES58 = 75	CES83 = 91
CES09 = 29	CES34 = 75	CES59 = 85	CES84 = 88
CES10 = 76	CES35 = 87	CES60 = 90	CES85 = 75
CES11 = 59	CES36 = 92	CES61 = 81	CES86 = 64
CES12 = 65	CES37 = 84	CES62 = 89	CES87 = 77
CES13 = 43	CES38 = 92	CES63 = 75	CES88 = 80
CES14 = 74	CES39 = 96	CES64 = 65	CES89 = 67
CES15 = 71	CES40 = 92	CES65 = 64	CES90 = 80
CES16 = 47	CES41 = 93	CES66 = 60	CES91 = 78
CES17 = 50	CES42 = 86	CES67 = 58	CES92 = 56
CES18 = 56	CES43 = 77	CES68 = 66	CES93 = 73
CES19 = 73	CES44 = 99	CES69 = 75	CES94 = 49
CES20 = 66	CES45 = 85	CES70 = 60	CES95 = 66
CES21 = 87	CES46 = 81	CES71 = 56	CES96 = 76
CES22 = 79	CES47 = 86	CES72 = 85	CES97 = 82
CES23 = 92	CES48 = 75	CES73 = 52	CES98 = 76
CES24 = 91	CES49 = 79	CES74 = 95	CES99 = 64
CES25 = 73	CES50 = 86	CES75 = 60	



Color Rendition by Hue-Angle Bin



Measure Comparisons



(END OF REPORT)